








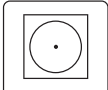
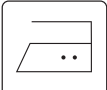


CLASSIC BATHROBE

T1-B | Grammage: 340 gr/m² | Made of 100% terry cotton













Product Description

- This item is available in 12 colours
- Combed cotton, which ensures long-lasting softness and high absorption
- Washable up to 60 degrees
- Size: S / M, L / XL and XXL / 3XL
- Ideal for hotel & wellness

Features & washing instructions:

 LUXURY FINISH 100% TERRY COTTON	 HIGH ABSORPTION	 HIGH QUALITY EMBROIDERY	 HANGING LOOP	 WASHABLE UP TO 60 DEGREES
 TUMBLE DRY AT LOW HEAT	 IRON WITH WARM TEMPERATURE	 DO NOT BLEACH	 DO NOT DRY CLEAN	

Available colours:

 Black Pantone black 6 C	 Navy blue Pantone 282 C	 Royal blue Pantone 286 C	 Denim faded Pantone 2376 C	 Aqua azure Pantone 7682 C	 Red Pantone 485 C	 Orange Pantone 1505 C	 Yellow Pantone yellow C
 Olive green Pantone 574 C	 Lime green Pantone 376 C	 Ivory cream Pantone 663 C	 White				

Size guide:

Size	Length	Chest	Sleeve
S / M	117 cm	58 cm	54 cm
L / XL	120 cm	61 cm	57 cm
XXL / 3XL	122 cm	63 cm	62 cm

All dimensions are in centimeters. All measurements are an average, deviations from individual pieces may occur.